


## Features

- wideband, 4.5 to 3000 MHz
- balanced transmission line
- good return loss
- excellent amplitude unbalance, 0.5 dB typ. and phase unbalance, 2 deg typ. in 1 dB bandwidth
- plastic base with leads
- aqueous washable

## Applications


- balanced to unbalanced transformation
- PCS/DCS
- push-pull amplifiers
- MMDS

## HT-TC1-1-13M+



50Ω 4.5 to 3000 MHz

### Config. G



## Transformer Electrical Specifications

Ω RATIO	FREQUENCY (MHz)	INSERTION LOSS*	PHASE UNBALANCE (Deg.) Typ.	AMPLITUDE UNBALANCE (dB) Typ.
1	4.5-3000	1dB 4.5-3000	5	0.5

\* Insertion Loss is referenced to mid-band loss, 0.3 dB typ.

## Typical Performance Data

FREQUENCY (MHz)	INSERTION LOSS (dB)	INPUT R. LOSS (dB)	AMPLITUDE UNBALANCE (dB)	PHASE UNBALANCE (Deg.)
4.50	0.18	31.52	0.69	3.81
10.00	0.18	34.60	0.56	1.78
50.00	0.19	33.50	0.56	0.11
100.00	0.24	29.68	0.55	0.19
500.00	0.46	19.52	0.45	0.81
1000.00	0.68	16.22	0.14	1.59
1500.00	0.90	15.89	0.29	0.89
2000.00	1.11	16.97	0.71	1.28
2500.00	1.62	12.88	0.78	5.79
3000.00	3.02	6.79	0.49	12.32

## Maximum Ratings

Operating Temperature -40°C to 85°C

Storage Temperature -55°C to 100°C

RF Power 0.25W

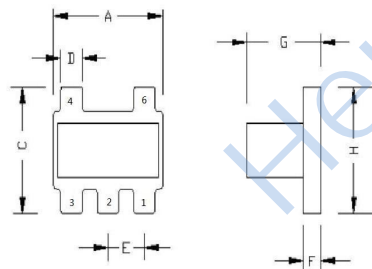
DC Current 30mA

Permanent damage may occur if any of these limits are exceeded.

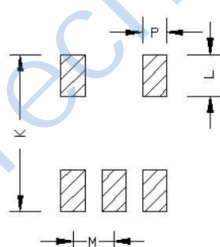
## Pin Connections

PRIMARY DOT	6
PRIMARY	4
SECONDARY DOT	1
SECONDARY	3
NOT USED	2

## Outline Drawing



## PCB Land Pattern



## Outline Dimensions ( mm )

A	3.81	N	-
B	-	M	1.27
C	3.81	P	0.76
D	0.76	J	-
E	1.27	K	4.81
F	0.61	L	1.30
G	2.71	H	3.81
WT	0.16g		