


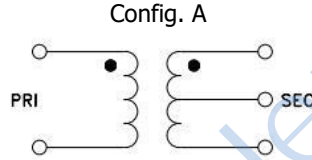
HT-ADT2-1T+

Features

- excellent return loss, 18 dB typ. in 1 dB bandwidth
- excellent amplitude unbalance, 0.2 dB typ. and phase unbalance, 1 deg. typ. in 1dB bandwidth
- aqueous washable

Applications

- impedance matching
- balanced amplifier



50Ω 0.4 to 450 MHz

Transformer Electrical Specifications

Ω RATIO	FREQUENCY (MHz)	INSERTION LOSS*			PHASE UNBALANCE (Deg.) Typ.		AMPLITUDE UNBALANCE (dB) Typ.	
		3dB	2dB	1dB	1 dB	2 dB	1 dB	0.3
2	0.4-450	0.4-450	0.6-400	1-200	1	1	0.2	0.3

* Insertion Loss is referenced to mid-band loss, 0.4 dB typ.

Typical Performance Data

FREQUENCY (MHz)	INSERTION LOSS (dB)	INPUT R. LOSS (dB)	AMPLITUDE UNBALANCE (dB)	PHASE UNBALANCE (Deg.)
0.4	0.81	15.88	0.15	0.26
1.0	0.58	20.61	0.20	0.31
5.0	0.32	28.42	0.23	0.34
10.0	0.30	30.23	0.25	0.23
25.0	0.34	28.47	0.26	0.17
50.0	0.40	24.24	0.26	0.13
100.0	0.48	18.91	0.22	0.22
200.0	0.69	13.40	0.08	0.14
400.0	1.25	8.18	0.63	1.99
450.0	1.15	7.38	0.92	2.76

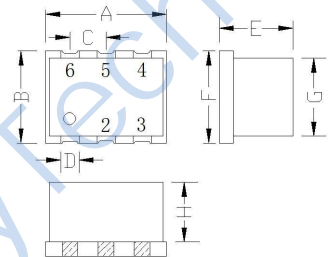
Maximum Ratings

Operating Temperature	-20°C to 85°C
Storage Temperature	-55°C to 100°C
RF Power	0.25W
DC Current	30mA
Permanent damage may occur if any of these limits are exceeded.	

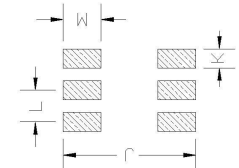
Pin Connections

PRIMARY DOT	3
PRIMARY	1
SECONDARY DOT	6
SECONDARY	4
SECONDARY CT	5
NOT USED	2

Outline Drawing



PCB Land Pattern



Suggested Layout, Tolerance to be within ±0.05

Outline Dimensions: Unit (mm)			
A	8.70	J	8.00
B	6.50	K	1.50
C	2.54	G	5.50
D	1.30	H	4.30
E	5.40	L	2.54
F	6.54	M	2.00
WT	3g		

