

# Power Splitter/Combiner


## Features

- wideband, 1 to 400 MHz
- high isolation, 27 dB typ.
- good input port matching VSWR.
- good output port matching VSWR.
- small surface mount package

## Applications


- VHF-TV
- aircraft communications

## HT-AD5PS-1+



5 Way-0° 50Ω 1 to 400 MHz

electrical schematic



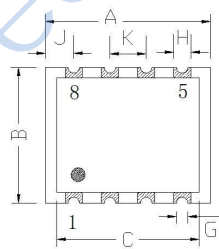
## Transformer Electrical Specifications

Freq. range (MHz)	Isolation(dB)		Insertion Loss (dB) Above 7.0 dB.		Phase Unbalance (Degrees)		Amplitude Unbalance (dB)	
	min	max	min	max	min	Max.	min	Max.
1-400	18	35	0.15	1.8	1	9	0.3	0.6

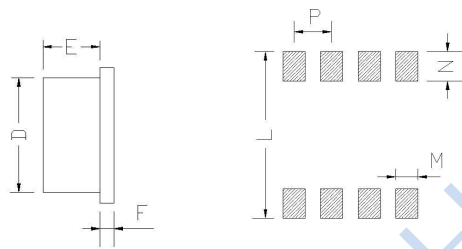
## Typical Performance Data( TEST CONDITIONS: INPUT POWER = 0dBm @Temperature = +25°C)

Freq. (MHz)	Total Loss (dB)					Amp. Unbal. (dB)	Isolation(dB)					Phase Unbal. (deg.)	VSWR S	VSWR OUTPUT TS
	S-1	S-2	S-3	S-4	S-5		1-2	1-3	2-3	3-5	4-5			
1.00	7.22	7.21	7.23	7.21	7.23	0.02	53.10	21.98	39.65	21.51	33.16	0.22	1.12	1.45
2.80	7.18	7.16	7.15	7.16	7.16	0.03	45.24	25.05	43.27	24.73	38.07	0.13	1.10	1.26
4.60	7.17	7.15	7.14	7.16	7.14	0.03	44.17	26.12	44.25	25.93	40.51	0.26	1.09	1.21
6.40	7.13	7.14	7.14	7.16	7.15	0.03	43.48	26.69	44.52	26.55	41.81	0.24	1.09	1.19
8.20	7.16	7.14	7.17	7.16	7.17	0.03	42.90	27.02	44.57	26.94	42.66	0.24	1.09	1.18
10.00	7.15	7.17	7.14	7.16	7.17	0.03	42.60	27.25	44.41	27.17	43.01	0.17	1.08	1.17
40.00	7.21	7.22	7.22	7.19	7.21	0.03	38.08	27.77	38.44	27.75	37.68	0.85	1.10	1.14
70.00	7.28	7.28	7.29	7.29	7.28	0.01	34.66	27.46	34.77	27.36	33.71	1.42	1.14	1.13
100.00	7.32	7.32	7.30	7.31	7.32	0.02	32.37	26.97	32.32	26.77	31.14	2.12	1.18	1.12
125.00	7.41	7.40	7.40	7.41	7.41	0.02	30.92	26.57	30.86	26.33	29.64	2.27	1.21	1.12
150.00	7.46	7.42	7.40	7.41	7.44	0.07	29.80	26.19	29.75	25.89	28.46	2.89	1.24	1.11
200.00	7.64	7.59	7.56	7.55	7.59	0.09	28.24	25.57	28.17	25.17	26.79	3.75	1.28	1.10
250.00	7.67	7.60	7.54	7.55	7.59	0.12	27.51	25.39	27.46	24.88	25.94	4.46	1.29	1.09
300.00	7.86	7.74	7.69	7.69	7.74	0.18	27.29	25.61	27.29	25.03	25.56	5.14	1.26	1.09
400.00	8.23	8.03	7.90	7.88	7.97	0.34	27.54	29.08	27.28	27.64	25.67	6.12	1.09	1.12

## Outline Drawing



## PCB Land Pattern



Pin Connections	
SUM PORT	1
PORT 1	8
PORT 2	7
PORT 3	6
PORT 4	5
PORT 5	4
GROUND	2,3

Outline Dimensions: Unit ( mm)			
A	11.6	H	1.2
B	9.5	J	2.0
C	10.0	K	2.54
D	8.0	L	11.3
E	4.0	N	2.0
F	1.0	M	1.5
G	0.8	P	2.54

Maximum Ratings	
Operating Temperature -40°C to 85°C	
Storage Temperature -55°C to 100°C	
Power Input (as a splitter) 0.5 W max.	
Internal Dissipation 0.4W max.	
Permanent damage may occur if any of these limits are exceeded.	

