

Power Splitter/Combiner

HT-ADP-2-1+



2 Way-0° 50Ω 0.5 to 400 MHz

Features

- low insertion loss, 0.3 dB typ.
- excellent amplitude unbalance, 0.10 dB typ.
- very good phase unbalance, 0.5 deg. typ.
- aqueous washable

Applications

- instrumentation
- VHF/UHF

Electrical Specifications

FREQ. RANGE (MHz)	ISOLATION (dB)		INSERTION LOSS ABOVE 3.0 dB		PHASE UNBALANCE (Degrees)		AMPLITUDE UNBALANCE (dB)	
	Typ.	Min.	Typ.	Max.	Min.	Max.	Min.	Max.
0.5-400	25	20	0.2	1.0	1.0	3.0	0.1	0.3

Typical Performance Data (TEST CONDITIONS: INPUT POWER = 0dBm @Temperature = +25°C)

Freq. (MHz)	Total Loss (dB)		Amp. Unbal. (dB)	Isolation (dB)	Phase Unbal. (deg.)	VSWRS		
	S-1	S-2				S	1	2
0.5	3.13	3.13	0.00	30.12	0.03	1.06	1.08	1.08
10	3.13	3.13	0.00	34.46	0.05	1.03	1.01	1.01
30	3.16	3.16	0.00	33.18	0.04	1.03	1.01	1.01
60	3.18	3.19	0.01	31.23	0.04	1.04	1.01	1.01
90	3.21	3.21	0.00	29.53	0.11	1.05	1.01	1.01
120	3.21	3.22	0.01	28.15	0.07	1.06	1.02	1.02
160	3.26	3.25	0.01	26.67	0.12	1.08	1.02	1.02
200	3.28	3.27	0.01	25.63	0.08	1.09	1.03	1.03
240	3.29	3.27	0.01	24.87	0.14	1.09	1.04	1.04
280	3.34	3.35	0.00	24.45	0.19	1.09	1.05	1.05
320	3.33	3.32	0.00	24.36	0.26	1.08	1.07	1.07
340	3.37	3.37	0.01	24.50	0.29	1.07	1.08	1.08
360	3.38	3.37	0.00	24.69	0.24	1.07	1.09	1.09
380	3.42	3.42	0.00	24.97	0.28	1.05	1.10	1.10
400	3.41	3.41	0.00	25.39	0.37	1.04	1.11	1.12

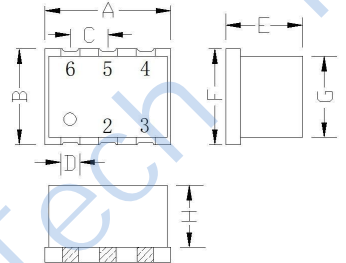
electrical schematic



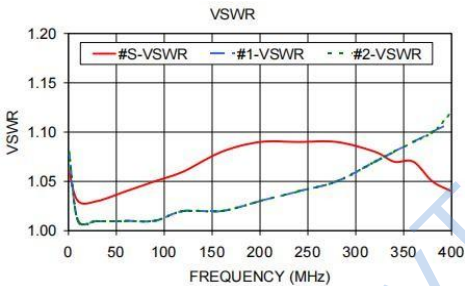
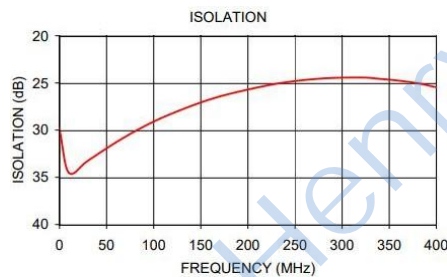
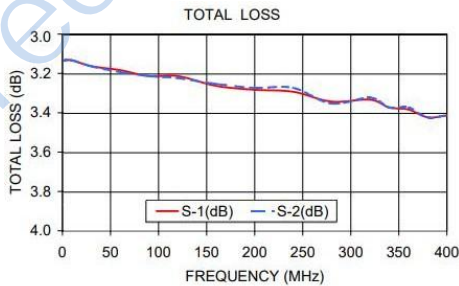
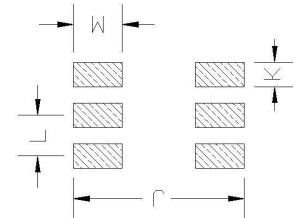
Pin Connections

SUM PORT	1
PORT 1	3
PORT 2	4
GROUND	6
Externally connect together & isolate	2,5

Outline Drawing



PCB Land Pattern



Maximum Ratings

Operating Temperature	-40°C to 85°C
Storage Temperature	-55°C to 100°C
Power Input (as a splitter)	0.5W max.
Internal Dissipation	0.125W max.

Permanent damage may occur if any of these limits are exceeded.

Outline Dimensions, Unit (mm)

A	8.70	J	8.00
B	6.50	K	1.50
C	2.54	G	5.50
D	1.30	H	4.30
E	5.40	L	2.54
F	6.50	M	2.00
WT	0.5g		