

H3-ADT1-1WT+

0.4-800MHz 75Ω 1:1 Balun

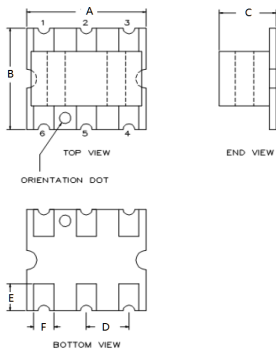
APPLICATIONS

• Ideally suitable for CATV broadband applications.

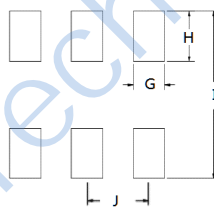
FEATURES

- Surface mount
- Impedance ratio: 1:1
- Excellent performance under DC bias current, also when current flows is imbalanced through outputs
- RoHS compliant and Pb free
- Available on tape and reel

DIMENSIONS



Land Pattern



A	B	C
7.11	6.35	2.85Max
D	E	F
2.54	1.70	1.20

G	H	I
1.30	2.15	6.71
J		
2.54		

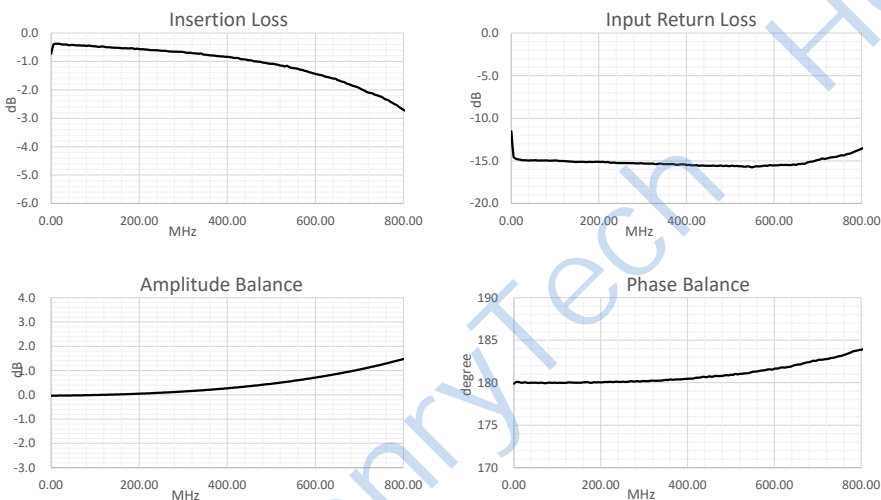
Unless otherwise stated dimensions are in mm

Tolerance: .xx ± 0.25, .xxx ± 0.05

ELECTRICAL SPECIFICATIONS@25°C:

Parameters (P#: ENA PORT)	frequency band	Min.	Typ.	Max.	Unit
Port Impedance, Z0 (P1 / P2 / P3)			75 / 37.5/ 37.5		Ohm
Insertion Loss	0.4-800MHz		2.5	3.0	dB
	0.5-700MHz		1.8	2.3	dB
	1-400MHz		0.8	1.3	dB

TEST CURVE



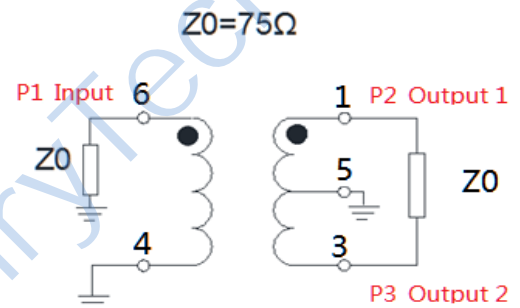
FUNCTIONAL SCHEMATIC



PIN CONFIGURATION

Pin No.	Function
1	Secondary Dot (output1)
2	Not used(ground)
3	Secondary (output2)
4	Primary (ground)
5	Center tap (ground)
6	Primary Dot (input)

APPLICATION & TEST CIRCUIT



ABSOLUTE MAXIMUM RATINGS

Parameter	Value
Input RF Power	0.5W Max
DC Current	30mA Max
Operating Temperature Range	-20 to 85°C
Storage Temperature Range	-55 to 100°C

Tel: +86-28-85589664

E-mail: mr_li@henglitaitech.com

Web: www.hltchips.com

Adress: No.198 Tianqin East Street, Gaoxin West District, Chengdu City